



HP	Model	Serial No.	Impeller	Service Kit	Complete Kit
CHRYSLER					
9.9	1979-97	ALL	700-140	-	18-3240
9.9/15	1998	E288600-E344999	18-3062	-	-
10	1974-78	ALL	700-140	-	18-3240
12	1979	ALL	700-140	-	18-3240
15	1974-97	ALL	700-140	-	18-3240
20	1973-78	ALL	700-140	-	18-3240
20	1979-82	ALL	700-135	-	18-3240
25	1973-78	ALL	700-140	-	18-3240
25	1996-98	E127700-E344999	700-225	-	18-3215
30	1980-82	ALL	700-135	-	-
35	350-355 HA,HB,HC,HD 356/357HA,HB	-	700-120	-	-
35	350 HF	-	700-120	-	-
35	351HF	-	700-120	-	-
35	352/353H2P/H9L, 353HOM,HIN	-	700-120	-	-
35	354HF	-	700-120	-	-
35	355HF	-	700-120	-	-
35	356HD	-	700-120	-	-
35	357HD	-	700-120	-	-
40/50	1995-99	E093700-E369299	700-225	-	18-3215
45	450-457HA,HC,HD 458/459HA, HB	-	700-120	-	-
55	551HA	-	700-130	-	-
55	554-559HA HD	-	700-120	-	-
70	709HOAN, 49A	-	700-130	-	-
70	T700H9A, 706/707HA, HC,HD,HE	-	700-130	-	-
75	T750H9A,757H9E, PS759H9A	-	700-130	-	-
75	1980	ALL	18-3030	-	-
75	1996-98	E138600-E345999	700-230	-	-
85	856/857HA,HC,HD	-	700-130	-	-
90	1991A,B,CD-1992C	E000001-E039023	700-205	-	18-3251
90	1992-94	E039024-E093699	700-205	-	18-3251
90	1995-97	E2093700-UP	700-155	-	18-3240
90 L-Drive	1991	-	700-205	-	18-3251
100	1979-80	ALL	18-3030	-	-
105	1056/1057HA-HE, 1058HA-HC	-	700-130	-	-
115	1977	ALL	18-3030	-	-
120	1206/1207HA-HE, 1208HAHC	-	700-130	-	-
135	1358HA-HC	-	700-130	-	-
150	1508HA	-	700-130	-	-
HP Model Year Impeller Service Kit Complete Kit					
FORCE					
9.9-15	ALL	79-97	700-140	18-3240	-
9.9-15	-	98	18-3062	-	-
20	ALL	73-78	700-140	18-3240	-
20	ALL	79-82	700-135	-	-
25	ALL	73-78	700-140	18-3240	-
25,40,50	-	95-99	700-145	18-3241	-
30	ALL	73-82	700-135	-	-
35	ALL	76-87	700-135	-	-
70-75	ALL	91-98	700-230	-	-



HP	Model	Year	Impeller	Service Kit	Complete Kit
FORCE continued					
75	-	99-UP	700-155	18-3214	
85	ALL	75-88	700-115	-	
85	D,F,G,H	89	700-205	18-3251	
85	L-DRIVE-ALL	89	700-205	18-3252	
90	A,B,C	90	700-205	18-3251	
90	L-DRIVE A, C	90-94	700-205	18-3252	
90,120	SPORT JET	95-97	700-155	18-3253	
120	ALL	90	700-205	18-3254	
120	L-DRIVE-ALL	90	700-205	18-3255	
125	A,B,C	81-88	700-115	-	
125	D,E	89	700-205	18-3251	
150	ALL	89-UP	700-205	18-3252	

HONDA

5			700-160	-	
7.5			700-160	-	
8			700-160	-	
BF8D/9.9D			700-155	-	
9.9			700-170	-	
9.9D			700-155	-	
10			700-160	-	
BF15			700-165	-	
15			700-170	-	
20			700-180	-	
25			700-180	-	
30			700-180	-	
35			700-175	-	
40			700-175	-	
45			700-175	-	
50			700-175	-	
75			700-185	-	
BF75-90		96-98	700-155	18-3187	3214
115			700-185	-	
130			700-185	-	
BF135-225			700-150	-	

HP	Model	Serial No.	Impeller	Service Kit	Complete Kit
MARINER					
2A	646	All	18-3072	-	
2B	6A1	All	18-3072	-	
4A	6E0	All	18-3073	-	
5C	6E3	All	18-3073	-	
6C	6h8	All	18-3066	-	
6D	6h6	All	18-3066	-	
8A(M),(ML)	655	(000000-(300101) & up)	700-403	-	
8B(M),(ML)	677	000101&300101&up	700-403	-	
8C	6G1	All	18-3066	-	
9.9C	682	All	18-3074	-	
15A (M),(ML)	651	3000100 & Below	700-403	-	
15C	684	All	18-3074	18-3148	
20C (E) (EL), (M) (ML)	6A9	250819 & Below	700-410	18-3426	750-410
20C (E) (EL), (M) (ML)	6A9	250820 & UP	700-410	-	750-411
25C (E) (EL), (M) (ML)	695	014870 & Below	700-410	-	750-410





HP	Model	Serial No.	Impeller	Service Kit	Complete Kit
MARINER continued					
25C (E) (EL), (M) (ML)	695	014871 & UP	700-410	-	750-411
28	664	All	700-410	-	-
30	689	All	700-410	-	-
30A (E) (EL), (M) (ML)	689	014805 & Below	700-410	-	750-410
30A (E) (EL), (M) (ML)	689	105325 & UP	700-410	-	750-411
48/48W	670	All	18-3069	18-3425	-
55/W55	663	All	18-3069	18-3425	-
60	675,6F0	All	18-3069	18-3425	-
MERCURY					
3.3	With Shift	D901217&Up	18-3098	-	-
3.5		358136-6202172	18-3012	-	-
3.5		6202173&Up	700-215	-	-
3.6		5404651&Up	700-215	-	-
3.9		1655013-2498135	18-3012	-	18-3447
4		2498136-4107219	700-210	18-3239	-
40/4	2 Cyl.	5589202&Up	700-215	-	-
4	Made In U.S.A	5595532-9075838	700-215	-	-
4	Made In U.S.A	5595532-9075838	700-210	18-3239	18-3446
4	1 Cyl.	A809601&up	18-3098	-	-
4.5		4107220-5595531	700-210	18-3239	18-3446
4.5		5595532&Up	700-215	-	-
4.5		5595532&Up	700-210	18-3239	18-3446
5		338136-574128	700-435	-	-
5	1 Cyl.	A809601&up	18-3098	-	-
6		888005-1916138	700-435	-	-
6		1916139-2529894	700-210	18-3239	-
7.5		2529895-3274632	700-210	-	18-3447
7.5		4131610-5226934	700-210	18-3239	18-3446
7.5		5206650-UP	700-210	18-3239	18-3446
8		A197112-UP	18-3062	-	-
8	4 Stroke Bodensee	G760300-UP	18-3062	-	-
110 (9.8)		1865779-4126459	700-210	18-3239	18-3447
110 (9.8)		4126460-5206549	700-210	18-3239	18-3446
9.8		1470349-1865778	700-435	-	-
9.8		1865779-5206549	700-210	-	-
9.8		5206550-UP	700-210	18-3239	-
9.9	4 Stroke	G760300&UP	18-3062	-	-
XR10	Sea Pro	D038000&UP	18-3062	-	-
10		500022-1057993	18-3008	-	-
15		B292414&UP	18-3062	-	-
15	Sea Pro	G044365&UP	18-3062	-	-
16		700000&UP	18-3008	-	-
18		5837437-6416712	700-225	18-3215	-
20		2827677-6443972	700-203	18-3252	18-3448
20		860970-1292909	18-3008	-	-
20XD		6443973-UP	700-225	18-3215	-
22		1158546-1238089	18-3008	-	-
25	3 Cyl.	E268781&UP	700-225	18-3215	-
25XD		6443973-UP	700-225	18-3215	-
30		950250-126724	18-3008	-	-
30		1271884-1448139	700-225	18-3207	-
30 Jet		C159200-G589999	700-225	18-3207	18-3324
30 Jet		G5755000 & up	700-225	18-3207	18-3324



HP	Model	Serial No.	Impeller	Service Kit	Complete Kit
MERCURY continued					
30	2 Cyl.	G053314&UP	700-225	-	-
30	2 Cyl. 430 cc Lightning	G5755000&UP	18-3098	-	-
35		1217222-1448139	700-200	-	-
35		1571114-6445652	700-200	18-3207	-
35		6445653 & up	700-200	18-3207	18-3324
40		1224481-1476509	700-200	-	-
40		2874704-4362214	700-200	18-3207	18-3322
40		4362215-4860102	700-200	18-3207	18-3323
40	2 Cyl.	4862103-6445653	700-200	18-3207	18-3324
40	2 Cy	OG053314 & up	700-225	-	-
40	3 Cyl.	OG531301 & up	700-225	-	-
40	4 Cyl.	OC159200 & up	700-200	18-3207	18-3324
40	4 Stroke Std.	OG231123-OG760299	700-225	-	-
40	4 Stroke 2:1 Ratio	OG760300-OT408999	700-225	-	-
40	4 stroke 4 Cyl. 1.83:1 ratio	OT228405 & up	700-230	-	-
40	4 Stroke Big Foot & 2.31:1 ratio	OT228405 & up	700-155	725-155	750-155
40	4 stroke 4 Cyl. 2.31:1 ratio	OT228405 & up	700-155	725-155	-
40	EFI 4 Stroke 1.83:1 ratio	OT409000 & up	700-230	-	-
40	EFI 4 Stroke 2.31:1 ratio	OT409000 & up	700-155	725-155	-
40	4-Stroke Big Foot & 2.31:1 ratio	G231123&UP	700-155	725-155	-
45		1279685-1476509	700-200	-	-
45		5531630-UP	700-200	18-3207	18-3324
45	Jet 3 Cyl.	D000750&UP	700-230	-	-
45	4 Stroke Std. Bodensee	OG231123 & up	700-225	-	-
45	4 stroke Big Foot Bodensee	OG231123 & up	700-155	725-155	-
50		1421113-1521913	700-200	-	-
50		1521914-2514918	700-200	18-3207	-
50		2514919-4357639	700-200	18-3208	18-3322
50		4357640-4962055	700-200	18-3209	18-3323
50	4 Cyl.	4962056 & up	700-200	18-3210	18-3324
50	3 Cyl.	6428681-OD000749	700-200	18-3211	18-3325
50	3 Cyl.	OD000750-OG589999	700-230	-	-
50	3 Cyl.	OG590000 & up	700-225	-	-
50	4 Stroke Std.	OG231123 & up	700-225	-	-
50	4 stroke 4 Cyl. 1.83:1 ratio	OT178500 & up	700-230	-	-
50	4 Stroke 4 Cyl. 2.31:1 ratio	OT178500 & up	700-155	725-155	-
50	EFI 4 Stroke 1.83:1 ratio	OT409000 & up	700-230	-	-
50	EFI 4 Stroke 2.31:1 ratio	OT409000 & up	700-155	725-155	-
50	4 Stroke Big Foot	OG231123 & up	700-155	725-156	-
55	3 Cyl.	OD000750 & up	700-230	-	-
60		6428681-OD000749	700-200	18-3207	18-3324
60	Sea Pro / Marathon / Big foot	OD000750 & up	700-234	18-3208	-
60	3 Cyl.	OD000750 & up	700-230	-	-
60	4 Stroke Std.	OT178500 & up	700-230	-	-
60	4 Stroke Big Foot	OT178500 & up	700-155	725-155	-
65	4 Cyl.	1542745-3293183	700-205	725-157	-
65	3 Cyl.	3283184-4382056	700-205	18-3207	18-3322
65	3 Cyl.	4382057-4571651	700-200	18-3207	18-3324
65	Jet	OD283222&UP	700-155	725-155	-
70		1413611-1566239	700-205	18-3217	-
70	3 Cyl.	4571652-4977156	700-200	18-3207	18-3323

COOLING

2008 OUTBOARD ENGINE PARTS



Arizona • 1-800-977-1414
480-966-1550 • fax 480-966-15651
6441 N. 91St. Suite 105 Scottsdale, AZ 85260

Florida • 1-866-417-4072
941-238-0960 • fax 941-238-0965
6225 21St. E, Suite B, Bradenton, FL 34203

New York • 1-800-222-3375
631-244-8060 • fax 631-244-0556
61 Floyd Run, Bohemia, NY 11716

e-mail: info@wsmparts.com • www.wsmparts.com



HP	Model	Serial No.	Impeller	Service Kit	Complete Kit
MERCURY continued					
70		4977157-OB110053	700-200	18-3207	18-3324
70		OB110054 & UP	700-155	725-155	-
75	4 Cyl.	6432901 & up	700-200	725-157	750-157
75	3 Cyl.	A996142-OC221999	700-155	725-155	
75	3 Cyl. Impeller I.D. .456	OC222000- & up	700-155	725-155	
75	w/o insulator on housing bolts	OC222000- & up	700-155	725-155	
75	4 Stroke	OG960500 & UP	700-155	725-155	
80		1335468-3493912	700-200	725-157	
80	4 cyl.	4831999-6432900	700-155	725-157	750-157
80	3 cyl.	A996142-UP	700-155	725-155	
80	Jet	OD28322&UP	700-155	725-155	
85		1460999-4841998	700-205	725-157	
85	4 Cyl.	4590512 & up	700-205	725-157	750-157
90		1766824-1869775	700-205	725-157	
90	6 Cyl.	4845301 & up	700-205	725-157	750-157
90	3 Cyl.	OA996142 & UP	700-205	725-155	
90	3 Cyl W/o Insulator on housing bolts	A0996142&UP	700-155	725-155	
90	4 Stroke	OG960500 & UP	700-155	725-155	
95		1869776-2318585	700-205	725-157	
100	6 Cyl.	1464949-3253111	700-205	725-157	
100	4 Cyl.	OB209468 & UP	700-155	725-155	
105	Jet	OD182000&UP	700-205	18-3217	18-3319
110		1870204-2314955	700-205	725-157	
115		2836019 & up	700-155	725-157	
115	6 Cyl.	4694237 & up	700-205	725-157	750-157
115	4 Cyl.	OB209468 & UP	700-155	725-155	750-155
115	4 Stroke	OT178500 & up	700-155	725-155	
125		2314956-3253111	700-205	725-157	
125	4 Cyl.	OD283222 & UP	700-155	725-155	750-155
135	V6	A904646-UP	700-205	725-157	18-3319
140		3293234-3502805	700-205	725-157	750-157
140	Jet	4865678-5327662	700-205	725-157	750-157
150		3502806-4121434	700-205	725-157	
150		4121435-4868647	700-205	725-157	750-157
150		A904645 & below	700-205	725-157	18-3316
150		A904646-UP	700-205	725-157	18-3319
175		4301235-6618750	700-205	725-157	750-157
175		6618751 & below	700-205	725-157	18-3316
175		6618751 & up	700-205	725-157	18-3319
200		6625220 & below	700-205	725-157	18-3316
200		6625221-UP	700-205	725-157	18-3319
V-200	DFI (3.0L)	OG386496- & UP	700-155	725-155	750-155
220		OB117316-UP	700-205	725-157	18-3319
225		5625028-UP	700-205	725-157	18-3316
V-225 (3.0L) Carb & EFI		OD280813 & UP	700-155	725-155	750-155
V-225 DFI		OG590000 & UP	700-155	725-155	750-155
2.4 EFI		ALL	700-205	725-157	750-157
XR-4		B242885-UP	700-205	725-157	750-157
250 (3.0L) EFI		OG129222 & up	700-155	725-155	750-155




HP	Year	Model	Impeller	Service Kit	Complete Kit
OMC					
2 HP JR. COLT	85-90		700-325	-	
4 HP	76-80		700-325	-	
4 HP DELUXE	80-97		700-265	-	
4.5	80-97		700-265	-	
5 (4 Stroke)	98-Up		18-3091	-	
6 HP	1979		700-325	-	
6	84-97		700-265	-	
6 (4) STROKE	98-UP		700-265	-	
8 (2) STROKE	86-97		700-265	-	
8 (4) STROKE	96-97		700-290	18-3400	750-290
9.5	64-73		700-280	-	
9.9	74-97		700-290	18-3400	750-290
9.9 (4) STROKE	94-97		700-290	18-3400	750-290
15	56-73		700-275	-	
15	74-97		700-290	18-3400	750-290
15 (4) STROKE	94-97		700-290	18-3400	750-290
20	56-73		700-275	-	
20	66-78		700-275	-	
20	81-84		700-295	-	
20	85-97		700-295	-	750-250
25	79-84		700-295	-	
25C	83-91		700-295	-	
25	85-97		700-295	-	750-250
25D	93-95		700-255	18-3394	
28	87-96		700-295	-	
28	78-UP		700-295	-	
28 Jet	95-96		700-255	18-3394	
30	84-97		700-295	-	750-250
30	84-UP		700-295	-	
30	83-UP		700-295	-	
35	80-97		700-295	-	750-250
35 Jet	96		700-255	18-3394	
40	60-70		700-320	-	
40	84-85		700-305	-	18-3378
40	86-88		700-250	18-3385	18-3399
40	89-98		700-255	18-3394	
45	93-94		700-250	18-3385	18-3399
45/55 COMM.	85		700-305	-	
48	87-88		700-250	18-3385	18-3399
48	89-96		700-255	18-3394	
50	79-85		700-305	-	18-3378
50	86-88		700-250	18-3385	18-3399
50	89-98		700-255	18-3394	
50-55	68-78		700-320	-	
55	79-85		700-305	-	
55C	93-94		700-250	18-3385	18-3399
60	86-94		700-300	-	750-251
60	80-85		700-305	-	
60 SST	89		700-300	-	750-251
65C	84-94		700-300	-	750-251
65 Jet	94		700-310	-	750-255
70	74-78		700-315	-	
70	79-94		700-300	-	750-251
75	79-88		700-300	-	750-251
1.6L	82-94		700-310	725-310	750-255
80 Jet	93-96		700-310	725-310	750-255
85	78-81		700-285	-	750-254





HP	Year	Model	Impeller	Service Kit	Complete Kit
OMC continued					
85 TTL	93-95		700-310	725-310	750-255
88	87-96		700-310	725-310	750-255
90*	82-97		700-310	725-310	750-255
90 SL, DI	95-UP		700-310	-	-
100	79-97		700-310	725-310	750-255
100C	84-97		700-310	725-310	750-255
105 COMM.	98-01		700-310	-	-
105 Jet	94-97		700-310	725-310	750-255
110	86-93		700-310	725-310	750-255
112	94-96		700-310	725-310	750-255
115 25"	77		700-285	-	750-254
115	1978		700-285	-	750-254
115	79-97		700-310	725-310	750-255
115 SL, DL	95-UP		700-310	-	-
120	85-94		700-310	725-310	750-255
120 25"	93-00		700-310	-	-
125	94-95		700-310	725-310	750-255
125 ESX 25"	93-94		700-310	-	-
130	94-97		700-310	725-310	750-255
130 25"	94-00		700-310	-	-
135 25"	2001		700-310	-	-
140	77-78		700-285	-	750-254
140	79-94		700-310	725-310	750-255
140 25"	94-00		700-310	-	-
150	79-97		700-310	725-310	750-255
150 20"	93-UP		700-310	-	-
150 EL 20	96-98		700-310	-	-
150 SL 20	94-98		700-310	-	-
150 25"	93-UP		700-310	-	-
150 DI	97-UP		700-310	-	-
155	84-UP		700-310	725-310	750-255
175	76-78		700-285	-	750-254
175	79-97		700-310	725-310	750-255
175 EL 20"	96-98		700-310	-	-
175 SL 20"	94-98		700-310	-	-
175 DI	97-UP		700-310	-	-
185	84-94		700-310	725-310	750-255
200	76-78		700-285	-	750-254
200	79-97		700-310	725-310	750-255
200 COMM.	1990		700-310	-	-
225	86-97		700-310	725-310	750-255
225 20	93-UP		700-310	-	-
225 25 & 30	93-97		700-310	-	-
235	79-85		700-310	725-310	750-255
250	93-95		700-310	725-310	750-255
275	85-UP		700-310	725-310	750-255
300/3.6L	85-95		700-310	725-310	750-255
2.3L	82-94		700-310	725-310	750-255
V4 LOOP 20	93-UP		700-310	-	-
V6-V8 25" 30"	93-UP		700-310	-	-
SUZUKI					
DT4	84-98		18-3097	18-3260	-
DT5	77-83		18-3097	-	-
DT5	99-02		-	18-3260	-
DT6	84-02		18-3097	18-3259	-
DT8	86-97		18-3097	18-3259	-



HP	Year	Model	Impeller	Service Kit	Complete Kit
SUZUKI continued					
DT8C/9.9C	89-97		18-3000	18-3255	
DT9.9	77-82		18-3092	-	
DT9.9	83-87		18-3099	-	
DF9.9	97-04		18-3099	18-3256	
DF9.9/15	1996-04		18-3093	-	
DT14	77-80		18-3092	-	
DT15	83-88		18-3099	18-3256	
DT15C	89-97		18-3099	18-3256	
DF15	97-04		18-3099	18-3256	
DT16	77-82		18-3092	-	
DT20	86-88		18-3096	18-3242	
DT25	80-82		18-3096	-	
DT25	83-88		18-3096	18-3242	
DT30	83-87		18-3096	18-3242	
DT30C	88-95		-	18-3242	
DT35	80-82		18-3094	-	
DT35	87-89		18-3096	18-3242	
DT40	80-83		18-3094	-	
DT40/DT40C	84-98		18-3096	18-3242	
PU40 (JET)	89-94		18-3096	-	
DT50	THRU 82		18-3094	-	
DT50	1983		18-3094	-	
DT50	1984		18-3095	-	
DT50M	80-84		18-3094	-	
DT55	85-97		18-3094	18-3243	
PU55 (JET)	89-94		18-3094	-	
DT60	1983		18-3094	-	
DT60	1984		18-3095	-	
DF60	98-01		18-3049	18-3254	
DT65	THRU 82		18-3094	-	
DT65	85-97		18-3096	18-3243	
DF70	98-01		18-3049	18-3254	
DT75	83-00		18-3095	18-3244	
DT85	80-97		18-3095	18-3244	
PU85 (JET)	89-97		18-3095	-	
DF/DT90	89-01		18-3049	18-3254	
DF90	01-04		-	18-3258	
DF/DT100	89-01		18-3049	18-3254	
DT115	81-01		18-3023	18-3257	
DF115	01-04		-	18-3258	
DT140	81-01		18-3023	18-3257	
DF140	01-04		-	18-3257	
DT150	86-01		18-3023	-	
DT200	86-00		18-3023	-	
150-225 HP V6	86-03		18-3023	18-3253	
TOHATSU/NISSAN					
2.5	2003		6504		
3.5	2003		6504		
4	2003		6504		
5	2003		6504		
5	2003		6504		
6	2003		6505		
8			6505		
9.8			6505		
9.9	2003		6506		
15			6506		

2008 OUTBOARD ENGINE PARTS COOLING





HP	Year	Model	Impeller	Service Kit	Complete Kit
TOHATSU/NISSAN continued					
18			6506		
25	2003		700-360		
30	2003		700-360		
40	2004		700-360		
40	2003		700-355		
50			700-355		
60	2003		700-350		
70			700-350		
90	1996	3 CYL	700-350		
120	2003	4 CYL	700-350		
140		4 CYL	700-350		
YAMAHA					
2	84-02		18-3072		
4	84-98		18-3073		
5	84-02		18-3073		
6/8	Non-Domestic		18-3063		
6/8	84-02		700-405		
T8	2001-02		700-400		
9.9	84-90		700-435		
9.9 & 15	84-95		700-435	18-3148	
9.9	96-04		700-400	18-3433	
F/T 9.9	85-90		700-435	18-3148	
T 9.9	91-96		700-435	18-3148	
15	84-95		700-435	-	
15	96-04		700-400	18-3433	
F15	96-04		700-400	18-3433	
20	96-97		18-3065	18-3431	
25	84-85		700-410	-	18-3426
25	86-87		700-410	-	18-3427
25	88-02		18-3065	18-3431	
25	96-02		700-415	-	
C 25 (695)	90-94		700-410	-	
C25	90-97		700-410	-	18-3427
CV 25	1990		700-410	-	18-3427
F25	98-04		700-415	-	
T25	2001-04		700-415	-	18-3440
30	84-85		700-410	-	18-3426
30	1986		700-410	-	18-3427
30	87-95		700-320	18-3430	
C30 (689)	90-92		700-410	-	18-3427
CV 30	1989		700-410	-	18-3427
F30	2001-04		700-415	-	18-3440
40	84-91		700-415	18-3394	
40	95-04		700-415	-	18-3434
C40 (6R6)	90-95		700-320	-	
C40	92-97		700-320	18-3397	
C40	97-02		700-420	-	18-3434
CV40	1990		700-320	18-3374	18-3375
F40	1999		700-420	-	
F40	2000-04		700-415	-	18-3440
P40	1998		700-420	-	18-3434
F40 2.6L	1999		700-420	-	18-3434
50	84-94		700-415	18-3429	
50	95-04		700-420	-	18-3434
C 50	1999-01		700-420	-	18-3434
F 50	1999-03		700-420	-	18-3434




HP	Year	Model	Impeller	Service Kit	Complete Kit
YAMAHA continued					
PRO 50	87-94		700-415	18-3429	
50 & PRO 50	92-94		700-415	-	
P50	1991-93		700-415	18-3429	
P50	1995-96		700-420	-	18-3434
50 JET	1986-89		700-415	-	
T50	1996		700-420	18-3428-1	
T50	1996-02		700-420	-	
C 55 (697)	89-91		700-420	18-3425	
C55, DRIVE 1	1991-94		700-420	18-3425	
CV55, DRIVE 1	1989		700-420	18-3425	
C55, DRIVE 2	1991-94		700-420	18-3428-1	
CV55, DRIVE 2	1989		700-420	18-3428-1	
P 60 (6H2)	91-95		700-420	-	
C60	1996-01		700-420	-	
E60	1995-00		700-420	-	
F60	2002-03		700-420	-	18-3434
P60	91-99		700-420	18-3428-1	
70	1984-91		700-420	18-3428-1	
70 (6H3)	84-95		700-420	18-3428-1	
C70	2000-01		700-420	-	
C75 (692)	94-96		700-425	725-432	750-432
C75 (692)	94-99		700-425	-	
E75	1995-2000		700-425	-	
P75	1997		700-425	-	
C80	1997		700-425	-	
85	1985		700-425	-	
CV85 (688)	89-90		700-425	18-3211	
CV85	1989-91		700-425	725-432	750-432
C85	1989-97		700-425	725-432	750-432
C85 (688)	91		700-425	18-3211	
C85 (688)	92-95		700-425	-	
90	84-96		700-425	725-432	750-432
90	84-02		700-425	-	
90 (6H1)	84-91		700-425	18-3211	
90 (6H1)	92-95		700-425	18-3211	
90 JET	1986-89		700-425	-	
C90	1997-01		700-425	-	
B90	1997-99		700-425	-	
F115/LF115	2000-02		700-430	-	
115 (6N6)	1989-94		700-430	18-3372	
115 (6N6)	84-92		700-430	18-3312	
115 (6N6)	93-95		700-430	18-3312	
C115 (6E5)	91-92		700-430	18-3372	18-3373
C115 (6E5)	93-95		700-430	18-3372	18-3373
C115 (6E5)	94		700-430	18-3395	
P115 (62A)	93-95		700-430	18-3312	18-3313
130 (6L1)	88-89		700-430	18-3372	18-3373
130 (6N7)	90-92		700-430	18-3312	18-3313
130 (6N7)	93-95		700-430	18-3211	
L130 (6L6)	89-92		700-430	18-3372	18-3373
L130 (6N4)	93-96		700-430	18-3312	18-3313
L150	1986-91		700-430	18-3310	18-3311
L150 (6R0)	1992-99		700-430	18-3395	18-3396
150 (6G4)	84-91		700-430	18-3310	18-3311
150 (6R2)	92-99		700-430	18-3395	18-3396
150 (6R2)	92-95		700-430	18-3211	
P150 (6N6)	86-91		700-430	18-3310	18-3311




HP	Year	Model	Impeller	Service Kit	Complete Kit
YAMAHA continued					
P150 (6N9)	92-95		700-430	18-3211	
PX150	1999		700-430	18-3395	18-3396
SX150	1999-02		700-430	18-3395	18-3396
L150 (6K0)	86-89		700-430	18-3310	18-3311
L150 (6R0)	92-95		700-430	18-3211	
V150	2000-02		700-430	18-3395	18-3396
VZ150	2001-02		700-430	18-3395	18-3396
Z150/LZ150	2001-02		700-430	18-3395	18-3396
175 (6GS)	84-89		700-430	18-3211	
175 (6G5)	84-91		700-430	18-3310	18-3311
175 (6R3)	90-91		700-430	18-3211	
175 (6R3)	92-95		700-430	18-3211	
175 (6R3)	92-00		700-430	18-3395	18-3396
P175 (62H)	94-95		700-430	18-3211	
P7175 (62H)	94-99		700-430	18-3395	18-3396
150/175/ 200ETLN	1984		700-430	18-3310	18-3311
VZ175	2001-02		700-430	18-3395	18-3396
Z175	2001-02		700-430	18-3395	18-3396
200 (6G6)	84-91		700-430	18-3310	18-3311
200 (6R4)	90-91		700-430	18-3211	
200 (6R4)	92-95		700-430	18-3211	
200 (6R4)	92-99		700-430	18-3395	18-3396
F200/LF200	92-99		700-430	18-3395	18-3396
L200 (6K1)	86-89		700-430	18-3310	18-3311
L200 (6R1)	90-91		700-430	18-3310	18-3311
L200 (6R1)	92-95		700-430	18-3211	
LX200	99-02		700-430	18-3395	18-3396
P200 (61H)	91		700-430	18-3211	
P200 (61H)	92-95		700-430	18-3211	
SX200	99-02		700-430	18-3395	18-3396
V200	1998-99		700-430	18-3395	18-3396
VZ200	2001-02		700-430	18-3395	18-3396
LX225/SX225	2000-02		700-430	18-3395	18-3396
Z200/LZ200	2000-02		700-430	18-3395	18-3396
225 (6R5)	90-91		700-430	18-3310	18-3311
225 (6R5)	92-93		700-430	18-3211	
225 (62J) L225	94-95		700-430	18-3211	
F225/LF225	2002		700-430	18-3395	18-3396
V225	1998-99		700-430	18-3395	18-3396
VX225	2000-02		700-430	18-3395	18-3396
250 (61A) L250	90-95		700-430	18-3395	18-3396
L250/S250	97-99		700-430	18-3395	18-3396
VX250	2002		700-430	18-3395	18-3396
PRO V 150 (6J9)	86-89		700-430	18-3310	18-3311
PRO V150D (6N9)	90		700-430	18-3310	18-3311
EXCEL (6K7)	87-89		700-430	18-3310	18-3311
SPECIAL (6G7)	84-86		700-430	18-3310	18-3311




Chrysler /Force Thermostat
Part No. 775-30
1" diameter / 130 degree
O.E. No. F970682




Chrysler /Force Thermostat
Part No. 775-50
1 3/8" diameter / 110 degree
O.E. No. F528068




Chrysler / Force Thermostat
Part No. 775-110
143 degree Stainless Steel
O.E. No.




Chrysler /Force Thermostat
Part No. 775-120
1 3/8" diameter / 143 degree
O.E. No. F335068



Chrysler /Force Thermostat Brass
Part No. 775-125
1" diameter / 143 degree
O.E. No. F664068




Mercury Inverted Thermostat
Part No. 775-20
120 degree
O.E. No. 14586



Mercury Inverted Thermostat
Part No. 775-25
143 degree
O.E. No.



Mercury Thermostat
Part No. 775-30
1" diameter / 130 degree Fits 20-30 hp 2 Cyl.
O.E. No. F97068 2




Mercury Thermostat
Part No. 775-110
143 degree Stainless Steel
O.E. No. 833072



Mercury Thermostat
Part No. 775-125
143 degree Brass
O.E. No. 75692




Mercury Thermostat
Part No. 780-210
4 Stroke 75-225 hp
O.E. No. 855676 1




Mercury Temperature Sender
Part No. 775-525
1/8 inch 27npt
O.E. No. 12415


Photo not available




OMC Vernatherm
Part No. 775-100
 .580 inch diameter 143 degree Fits: 3 Cyl. / V4
 O.E. No. 436195



OMC Vernatherm
Part No. 775-101
 .700 inch diameter 105 degree Fits: Most 3 & 4 Cyl.
 O.E. No. 384719




OMC Thermostat
Part No. 775-105
 143 degree V6 85-94, 3 Cyl. 86-93
 O.E. No. 434137




OMC Thermostat
Part No. 775-110
 143 degree Stainless Steel
 O.E. No. 393659




OMC Thermostat
Part No. 775-125
 143 degree Brass
 O.E. No. 393659




OMC Thermostat Kit Brass
Part No. 780-135
 V4 Cross Flow




OMC Thermostat Kit Stainless
Part No. 780-145
 V4 Cross Flow




OMC Thermostat Kit Brass
Part No. 780-140
 V6 Cross Flow




OMC Thermostat Kit Stainless
Part No. 780-150
 V6 Cross Flow



OMC Thermostat Kit
Part No. 780-155
 Fits: 90 degree V6 Off shore Models



OMC Thermostat Kit
Part No. 780-160
 Fits: 90 degree V6 Off shore W/ Sleeve



OMC Thermostat Kit
Part No. 780-165
 Fits: 60 degree V4 / V6




Photo not available

OMC Thermostat Kit

Part No. 780-170


Fits: 60 degree V4 / V6 W/ Sleeve



OMC Thermostat

Part No. 775-130

Fits: OMC 60 degree, 143 degree
O.E. No. 435491



Yamaha Thermostat

Part No. 780-200

Fits: 2-3 Cyl., V4 / V6, 130 degree
O.E. No. 6E5-12411-30-00



Yamaha Thermostat

Part No. 780-210

Fits: 75-300 hp 4 Stroke , 50 Celsius
O.E. No. 60V-12411-00-00



Arizona • 1-800-977-1414
480-966-1550 • fax 480-966-15651
6441 N. 91St. Suite 105 Scottsdale, AZ 85260

Florida • 1-866-417-4072
941-238-0960 • fax 941-238-0965
6225 21St. E, Suite B, Bradenton, FL 34203

New York • 1-800-222-3375
631-244-8060 • fax 631-244-0556
61 Floyd Run, Bohemia, NY 11716

e-mail: info@wsmparts.com • www.wsmparts.com